

PROFILE

Boyd Group Services Inc. ("BGS"), through its operating company, The Boyd Group Inc. and its subsidiaries ("Boyd" or the "Company"), is one of the largest operators of non-franchised collision repair centers in North America in terms of number of locations and sales. The Company currently operates locations in Canada under the trade names Boyd Autobody & Glass and Assured Automotive, as well as in the U.S. under the trade name Gerber Collision & Glass. The Company is also a major retail auto glass operator in the U.S. under the trade names Gerber Collision & Glass, Glass America, Auto Glass Service, Auto Glass Authority and Autoglassonly.com. In addition, the Company operates a third-party administrator, Gerber National Claims Services ("GNCS"), that offers glass, emergency roadside and first notice of loss services. The following is a geographic breakdown of the collision repair locations, including intake centers, and trade names.

MARKET FACTS

TSX Symbol: BYD.TO
Close Price (August 10, 2023): C\$249.14
52-week Range: C\$164.90-254.76
Shares Outstanding: 21.5M
Market Capitalization: C\$5,349.6M
Annualized Dividend (per share): C\$0.588
Current Yield: 0.24%

MANAGEMENT

Timothy O'Day
 President & CEO
Jeff Murray
 Executive Vice President & CFO
Brian Kaner
 Executive Vice President & COO Collision

DIRECTORS

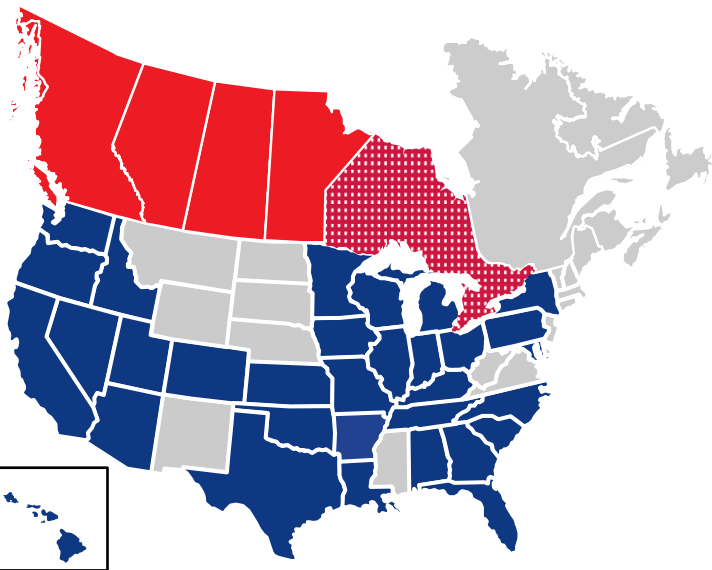
David Brown (Independent Chair)
Brock Bulbuck
Robert Espey
Christine Feuell
Robert Gross
John Hartmann
Violet Konkle
Timothy O'Day
William Onuwa
Sally Savoia

CONTACT INFORMATION

Corporate Headquarters
 The Boyd Group Inc.
 1745 Ellice Avenue, Unit C1
 Winnipeg, Manitoba
 R3H 1A6
 Tel: 204-895-1244
 Fax: 204-895-1283
info@boydgroup.com
www.boydgroup.com

COLLISION LOCATIONS

889 Locations Across North America



BOYD AUTOBODY & GLASS (CANADA)

- Alberta 16
- British Columbia 14
- Manitoba 12
- Saskatchewan 4

Total Locations 46

ASSURED AUTOMOTIVE (CANADA)

- Ontario 82

Total Locations 82

GERBER COLLISION & GLASS (U.S.)

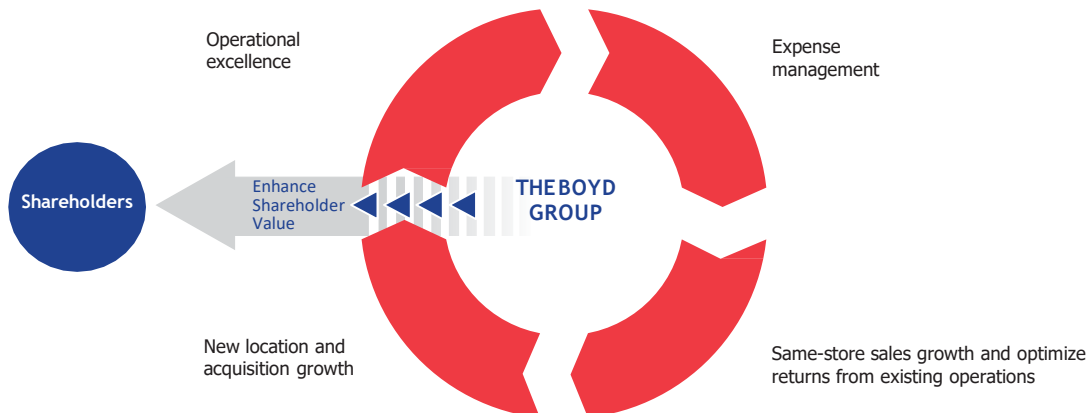
- Florida 75
- Michigan 72
- Illinois 66
- California 43
- New York 40
- Washington 38
- North Carolina 36
- Wisconsin 36
- Georgia 35
- Ohio 34
- Indiana 33
- Texas 29
- Oklahoma 28
- Arizona 25
- Colorado 22
- Louisiana 22
- South Carolina 20
- Maryland 13
- Tennessee 12
- Kansas 11
- Oregon 11
- Pennsylvania 11
- Alabama 10
- Nevada 8
- Missouri 8
- Hawaii 5
- Utah 5
- Kentucky 4
- Arkansas 3
- Iowa 3
- Minnesota 2
- Idaho 1

Total Locations 761



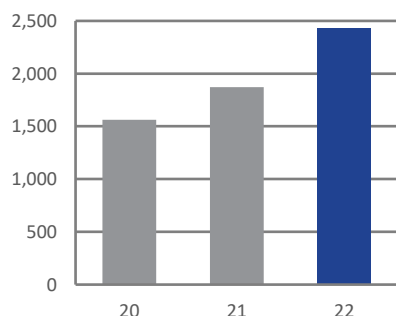
The number of collision locations include 34 intake locations in Canada, and 4 intake locations and two fleet locations co-located with collision repair centers in the U.S.

BUSINESS STRATEGY

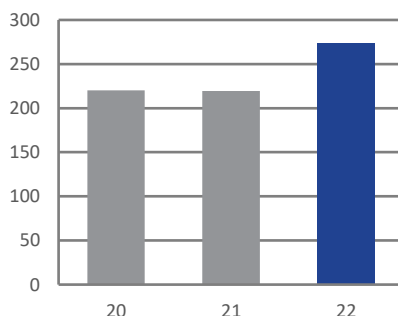


FINANCIAL SUMMARY

SALES (US\$ millions)



ADJUSTED EBITDA* (US\$ millions)



Three months ended

Six months ended

(in US\$ millions, except per share and % amounts)	June 30, 2023	June 30, 2022	June 30, 2023	June 30, 2022
Sales	\$753.2	\$612.8	\$1,468.2	\$1,169.6
Gross Profit	\$342.7	\$277.5	\$669.7	\$522.9
Adjusted EBITDA*	\$95.4	\$72.0	\$180.1	\$125.8
Adjusted EBITDA Margin*	12.7%	11.7%	12.3%	10.8%
Adjusted Net Earnings*	\$27.0	\$13.6	\$48.2	\$15.7
Adjusted Net Earnings* per share	\$1.26	\$0.63	\$2.25	\$0.73

*Adjusted EBITDA, Adjusted EBITDA Margin, Adjusted Net Earnings and Adjusted Net Earnings per share are non-GAAP financial measures and ratios and are not standardized financial measures under International Financial Reporting Standards and might not be comparable to similar financial measures disclosed by other issuers. For additional details, including a reconciliation of each non-GAAP financial measure to its nearest GAAP equivalent, please see "Non-GAAP Financial Measures and Ratios" in Boyd's MD&A filing (dated August 10, 2023) for the period ended June 30, 2023. A copy of Boyd's MD&A filing (dated August 10, 2023) for the period ended June 30, 2023, can be accessed via the SEDAR+ website (www.sedarplus.ca)

INVESTOR RELATIONS

Timothy O'Day
President & CEO
Boyd Group Services Inc.
847-410-6002
tim.oday@boydgroup.com

Jeff Murray
Executive Vice President & CFO
Boyd Group Services Inc.
204-594-1773
jeff.murray@boydgroup.com

Craig MacPhail
Investor Relations
416-586-1938
cmacphail@national.ca

ANALYST COVERAGE

Chris Murray
ATB Capital Markets

Tamy Chen
BMO Capital Markets

Krista Friesen
CIBC World Markets

Jeff Fenwick
Cormark Securities

Gary Ho
Desjardins

Kate McShane
Goldman Sachs & Co.

Bret Jordan
Jefferies

Jonathan Lamers
Laurentian Bank Securities

Zachary Evershed
National Bank Financial

Steve Hansen
Raymond James

Sabahat Khan
RBC Capital Markets

Michael Doumet
Scotia Capital

Derek J. Lessard
TD Securities

SUMMARY

STABILITY

+

GROWTH

=

SHAREHOLDER VALUE



- ✓ Strong balance sheet
- ✓ Insurer preference for MSOs
- ✓ Recession resilient



- ✓ US\$41.0 billion fragmented industry
- ✓ High ROIC growth strategy
- ✓ Market leader/consolidator in North America



- ✓ Cash dividends/conservative payout ratio
- ✓ 5-year total shareholder return of 106.83%

Focus on
enhancing
shareholders'
value