

Boyd Group Income Fund

Q2 2019 Fact Sheet



PROFILE

Boyd Group Income Fund is an unincorporated, open-ended mutual fund trust created for the purposes of acquiring and holding certain investments, including a majority interest in The Boyd Group Inc. and its subsidiaries. The Boyd Group Inc., directly and through subsidiaries, is one of the largest operators of non-franchised collision repair centers in North America in terms of number of locations and sales. The Company operates locations in five Canadian provinces under the trade names Boyd Autobody & Glass and Assured Automotive, as well as in 27 U.S. states under the trade name Gerber Collision & Glass. The Company uses newly acquired brand names during a transition period until acquired locations have been rebranded. The Company is also a major retail auto glass operator in the U.S. with operations across 34 U.S. states under the trade names Gerber Collision & Glass, Glass America, Auto Glass Service, Auto Glass Authority and Autoglassonly.com. The Company also operates a third party administrator, Gerber National Claims Services ("GNCS") that offers glass, emergency roadside and first notice of loss services. GNCS has approximately 5,500 affiliated glass provider locations and 4,600 affiliated emergency roadside services providers throughout the U.S.

MARKET FACTS

TSX Symbol: BYD.UN
Close Price (August 14, 2019): \$172.84
52-week Range: \$103.83–\$181
Units and Shares Outstanding: 20.1M
Market Capitalization: \$3,474.1M
Annualized Distribution (per unit): \$0.540
Current Yield: 0.3%
Payout Ratio: 7.4%
 (TTM ended June 30, 2019)

MANAGEMENT

Brock Bulbuck
 CEO
Pat Pathipati
 Executive Vice President & CFO
Tim O'Day
 President & COO

TRUSTEES

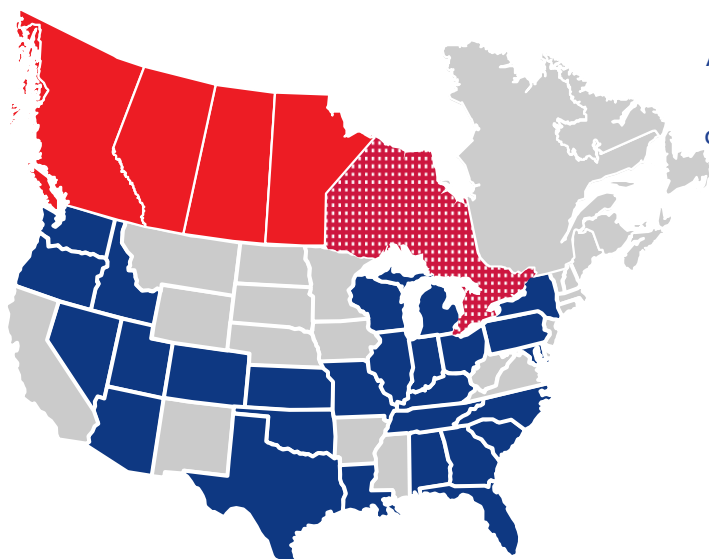
Allan Davis (Chairman)
Dave Brown
Brock Bulbuck
Gene Dunn
Rob Gross
Violet A.M. Konkle
Tim O'Day
Sally Savoia

CONTACT INFORMATION

Corporate Headquarters
 The Boyd Group Inc.
 1745 Ellice Avenue, Unit C1
 Winnipeg, Manitoba
 R3H 1A6
 Tel: 204-895-1244
 Fax: 204-895-1283
info@boydgroup.com
www.boydgroup.com

COLLISION LOCATIONS

648 Locations Across North America



BOYD AUTOBODY & GLASS (CANADA)

- ⇒ Alberta 15
- ⇒ Manitoba 15
- ⇒ British Columbia 14
- ⇒ Saskatchewan 4

Total Locations 48

ASSURED AUTOMOTIVE (CANADA)

- ⇒ Ontario 81

Total Locations 81


GERBER COLLISION & GLASS (U.S.)

- ⇒ Florida 62
- ⇒ Illinois 61
- ⇒ Michigan 58
- ⇒ New York 37
- ⇒ Washington 33
- ⇒ Georgia 29
- ⇒ North Carolina 29
- ⇒ Ohio 28
- ⇒ Indiana 27
- ⇒ Arizona 24
- ⇒ Colorado 19
- ⇒ Wisconsin 17
- ⇒ Texas 14
- ⇒ Louisiana 12
- ⇒ Oregon 12
- ⇒ Maryland 10
- ⇒ Tennessee 9
- ⇒ Nevada 7
- ⇒ Pennsylvania 7
- ⇒ Missouri 5
- ⇒ Oklahoma 5
- ⇒ Utah 5
- ⇒ Alabama 3
- ⇒ Kentucky 3
- ⇒ Idaho 1
- ⇒ Kansas 1
- ⇒ South Carolina 1

Total Locations 519

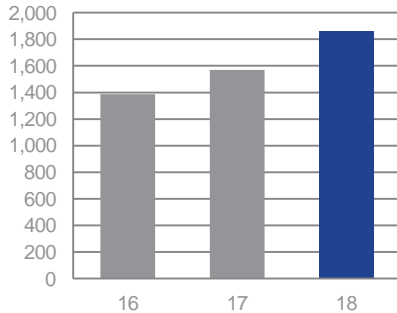


BUSINESS STRATEGY

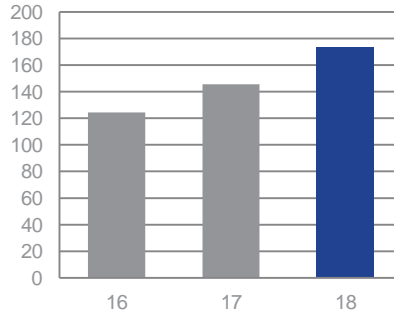


FINANCIAL SUMMARY

SALES (millions)



ADJUSTED EBITDA* (millions)



Three months ended

Six months ended

(in C\$ millions, except per unit and % amounts)	June 30, 2019	June 30, 2018	June 30, 2019	June 30, 2018
Sales	\$572.5	\$456.6	\$1,130.4	\$909.9
Gross Profit	\$262.8	\$209.9	\$515.7	\$414.4
Adjusted EBITDA*	\$54.3	\$42.5	\$108.5	\$84.6
Adjusted EBITDA (post IFRS 16, Leases)*	\$80.1	-	\$158.4	-
Adjusted EBITDA Margin*	9.5%	9.3%	9.6%	9.3%
Adjusted EBITDA Margin (post IFRS 16, Leases)*	14.0%	-	14.0%	-
Adjusted Net Earnings*	\$24.6	\$21.1	\$53.8	\$42.0
Adjusted Net Earnings per unit*	\$1.24	\$1.07	\$2.71	\$2.14
Adjusted Distributable Cash*	\$45.7	\$57.5	\$77.8	\$87.4
Adjusted Distributable Cash per average unit and Class A common share*	\$2.27	\$2.89	\$3.88	\$4.39
Payout Ratio	5.9%	4.6%	7.0%	6.0%
Payout Ratio (TTM ¹)	7.4%	7.5%	7.4%	7.5%

* Adjusted EBITDA, Adjusted Net Earnings and Adjusted Distributable Cash are not calculations defined under IFRS.

See the Fund's 2019 Second Quarter MD&A for more information.

¹ Trailing twelve months

INVESTOR RELATIONS

Brock Bulbuck
CEO
Boyd Group Income Fund
204-895-1244
brock.bulbuck@boydgroup.com

Pat Pathipati
Executive Vice President & CFO
Boyd Group Income Fund
204-895-1244
pat.pathipati@boydgroup.com

Craig MacPhail
Investor Relations
416-586-1938
cmacphail@national.ca

ANALYST COVERAGE

Chris Murray
AltaCorp Capital
Jonathan Lamers
BMO Capital Markets

Matt Bank
CIBC World Markets

Maggie MacDougall
Cormark Securities

David Newman
Desjardins

Ben Jekic
GMP Securities

Bret Jordan
Jefferies

Zachary Evershed
National Bank Financial

Steve Hansen
Raymond James

Michael Doumet
Scotia Capital

Daryl Young
TD Securities

SUMMARY

STABILITY

+

GROWTH

=

UNITHOLDER VALUE

- ✓ Strong balance sheet
- ✓ Insurer preference for MSOs
- ✓ Recession resilient

- ✓ US\$38.6 billion fragmented industry
- ✓ High ROIC growth strategy
- ✓ Market leader/consolidator in North America

- ✓ Cash distributions/ conservative payout ratio
- ✓ 5-year total unitholder return of 253.8%

**Strong focus on
enhancing our
unitholders' value**